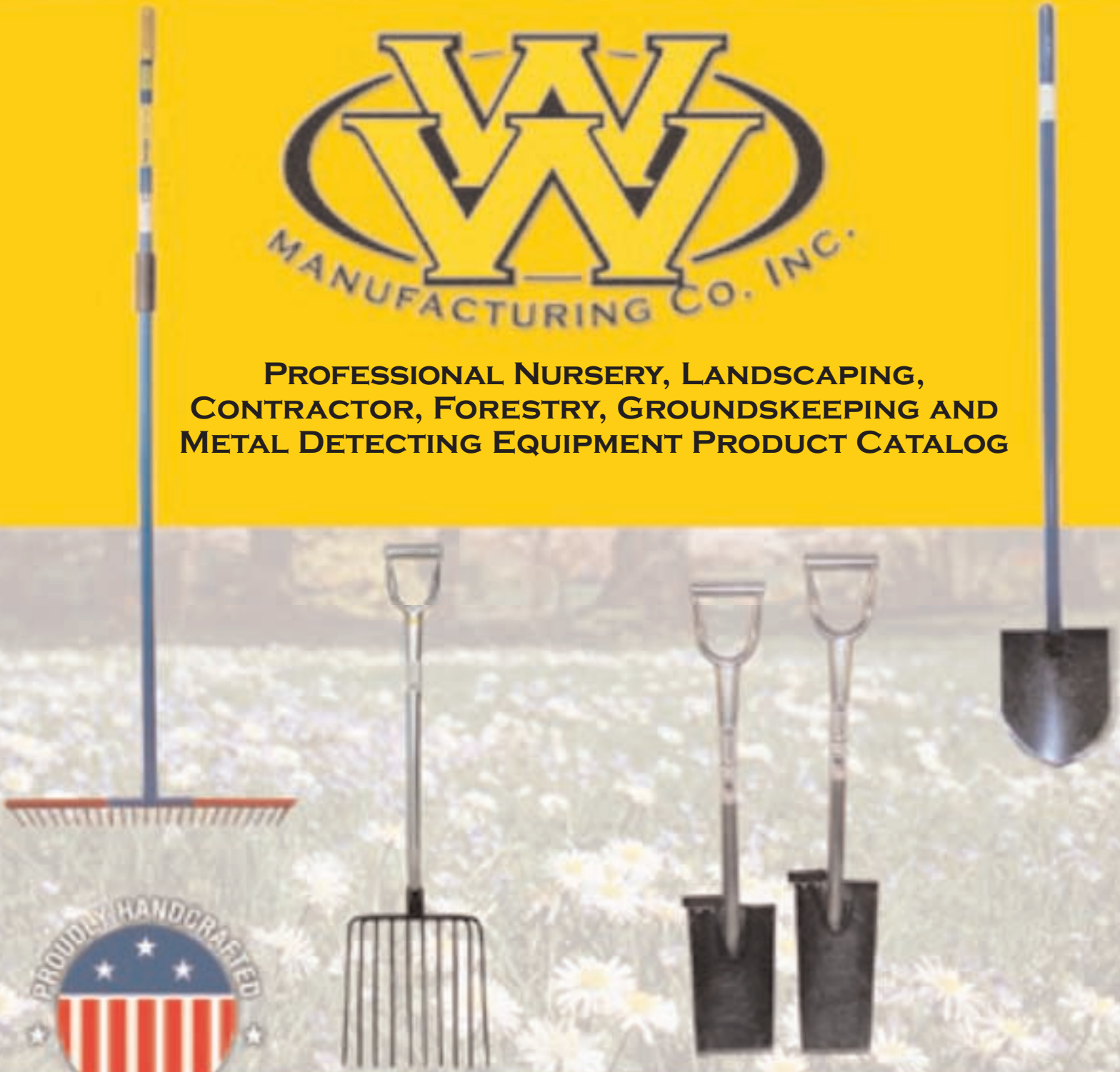


# The Originators of ***The World's Toughest Tools***

Featuring  
***"The King of Spades" and "Dura Rake™"***



PROFESSIONAL NURSERY, LANDSCAPING,  
CONTRACTOR, FORESTRY, GROUNDSKEEPING AND  
METAL DETECTING EQUIPMENT PRODUCT CATALOG



W. W. Manufacturing, Co., Inc. • 1-800-452-5547

## KING OF SPADES

### Did you know?

Known as **The King of Spades** for over 25 years, our spades are made of the highest grade all-steel construction. Welded blades and handle add to the strength and durability that has stood the test of time – making our spades truly **The King of Spades**.

Our spades and shovels are made of aircraft-quality steel, are super strong, rust resistant, smooth and the perfect weight. **Five year guarantee against breakage under normal use.** Large all-tubular "D" handle for comfort. Optional rubber foot pad available. Long tapered cutting edge resists dents and nicks from hard digging conditions. Virtually self-sharpening during use. The innovator of spade technology has developed the ultimate spade.



KS-S



KS-D

KS-S-15

KS-D-15

KS-R-15

KS-R-16

LH-S

LH-D


LH-S-15

LH-D-15



Optional:  
Shock absorber feature  
(SA) on selected spades.

For added comfort on hard-to-break surfaces, we added an optional nylon rubber shock-absorbing grip to selected spades. The added rubber padding reduces the amount of vibrations felt in the hand and arm while striking and digging.



Every spade that we manufacture is handcrafted down to the cutting edge on each blade.

# SPADES AND SHOVELS

## Connector Replaceable Blade Spades



## Shovels



COMPLETE PRODUCT SPECS ON NEXT PAGE 

# SPADES AND SHOVELS

## SPADES AND SHOVELS PRODUCT LISTING

Item Number	Model Name	Blade Length/Style	Overall Length	Weight
1	King of Spades Foot Pad	NA	NA	.25 lbs
2	King of Spades - KSC-S 15"	15" Straight Edge Replac. Blade	43"	7.0 lbs
2A	King of Spades - KSC-D 15"	15" Diamond Edge Replac. Blade	43"	7.0 lbs
3	King of Spades - RB-S 15"	15" Straight Edge Replac. Blade	15"	3.75 lbs
3A	King of Spades - RB-D 15"	15" Diamond Edge Replac. Blade	15"	3.75 lbs
4	King of Spades - KSC-S	13" Straight Edge Replac. Blade	40"	6.5 lbs
4A	King of Spades - KSC-D	13" Diamond Edge Replac. Blade	40"	6.5 lbs
5	King of Spades - RB-S	13" Straight Edge Replac. Blade	13"	3.5 lbs
5A	King of Spades - RB-D	13" Diamond Edge Replac. Blade	13"	3.5 lbs
6	King of Spades - KSC-Handle	NA	27"	3.0 lbs
7	King of Spades - KS-S	13" Straight Edge Welded Blade	40"	5.5 lbs
7A	King of Spades - KS-D	13" Diamond Edge Welded Blade	40"	5.5 lbs
7B	King of Spades - KS-S SA	13" Straight Edge Welded Blade	40"	6.0 lbs
7C	King of Spades - KS-D SA	13" Diamond Edge Welded Blade	40"	6.0 lbs
8	King of Spades - KS-S 15"	15" Straight Edge Welded Blade	42"	6.75 lbs
8A	King of Spades - KS-D 15"	15" Diamond Edge Welded Blade	42"	6.75 lbs
8B	King of Spades - KS-S 15" SA	15" Straight Edge Welded Blade	42"	7.0 lbs
8C	King of Spades - KS-D 15" SA	15" Diamond Edge Welded Blade	42"	7.0 lbs
9	King of Spades - KS-R-15	15" Round Edge Welded Blade	42"	5.75 lbs
9A	King of Spades - KS-R-16	16" Round Edge Welded Blade	43"	6.0 lbs
10	King of Spades - LH-S	13" Straight Edge Welded Blade	63"	6.75 lbs
10A	King of Spades - LH-D	13" Diamond Edge Welded Blade	63"	6.75 lbs
11	King of Spades - LH-S 15"	15" Straight Edge Welded Blade	65"	7.0 lbs
11A	King of Spades - LH-D 15"	15" Diamond Edge Welded Blade	65"	7.0 lbs
12	Ultra Lite Spade	12" Straight Edge	40.5"	5.0 lbs
12A	Ultra Lite-LH	12" Straight Edge	62.75"	5.75 lbs
13	Shovel - LHV-PT-F	12" Pointed Flat	62"	5.5 lbs
14	Shovel - LHV-SS (Cap Rock)	11" Rounded - Cap Rock	62.5"	5.75 lbs
15	Shovel - LHV-PT-R	11" Pointed Round	62.5"	5.5 lbs
16	Shovel - DHV-PT-F	12" Pointed Flat	43"	5.0 lbs
16A	Shovel - DHV-PT-R	11" Pointed Round	42.5"	5.0 lbs
30	Shovel - All Purpose	Curved	26"	2.3 lbs
36A	Shovel - Model 38 Ground Shark	11" Curved, Serrated	39.5"	4.0 lbs
36B	Shovel - Model 38LH Ground Shark	11" Curved, Serrated	62"	4.7 lbs

## SPADE/SHOVEL MODEL NAME KEY

<b>Handle Types</b>	<b>KSC</b>	Replaceable blade with connector	<b>DHV</b>	D-handle shovel
	<b>KS</b>	Permanent blade, not replaceable	<b>LHV</b>	Long handle shovel
	<b>LH</b>	Long handle, permanent blade only	<b>SA</b>	Shock Absorber
	<b>ST</b>	Straighter, low lift		
<b>Blade Type</b>	<b>S</b>	Straight cutting edge	<b>PT</b>	Pointed
	<b>D</b>	Diamond point cutting edge	<b>F</b>	Flat
	<b>R</b>	Rounded Edge		
	<b>RB</b>	Replaceable blade, indicate cutting edge		
<b>Blade Length</b>		No number = 13" blade	<b>16</b>	Designates 16" blade
	<b>15</b>	Designates 15" blade		



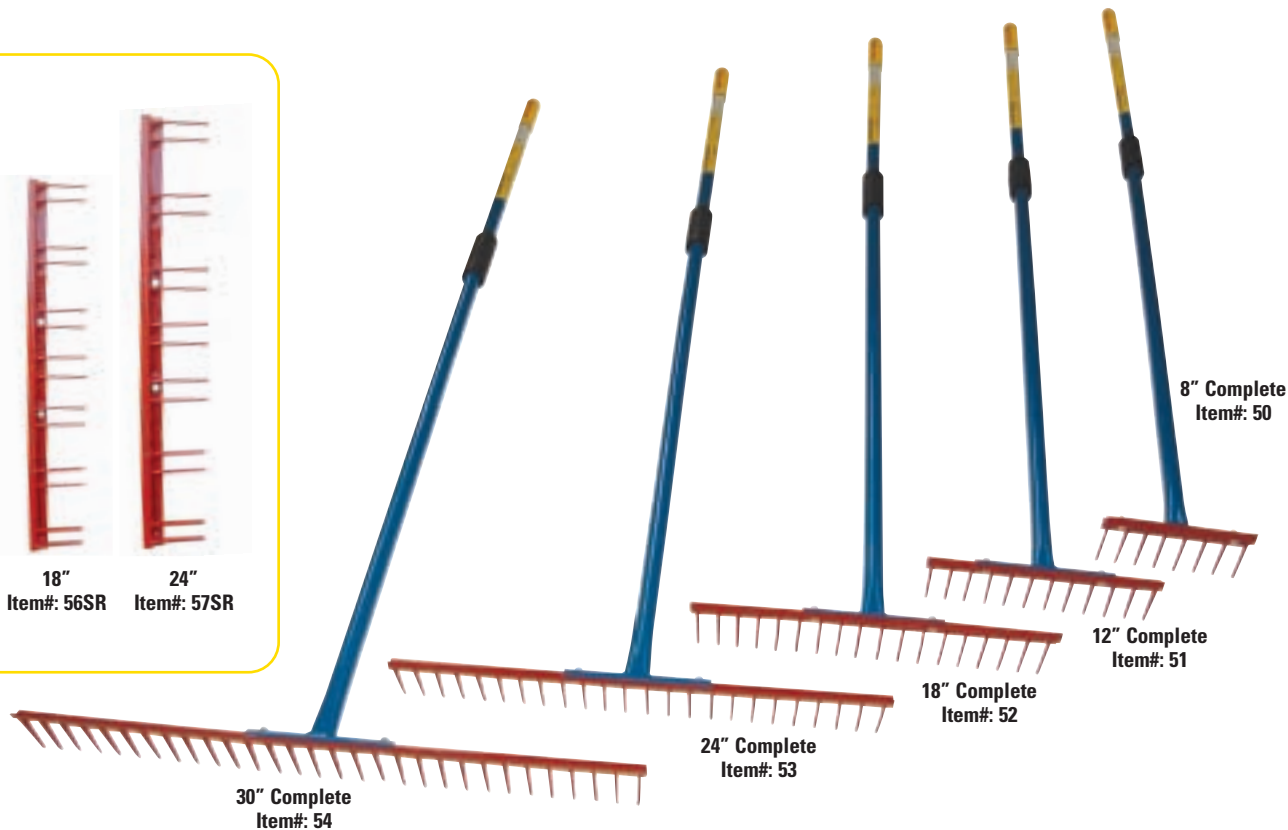
\*Under normal wear and use. Includes all long-handle spades and KS models.

# DURA RAKES AND BROOMS

## DURA RAKE

What a rake *should* be.

The original Dura Rake™ made of aircraft-quality tubing, heat-treated for greatest strength and durability. Will outlast any other rake by a great margin! Replacement heads available. Heads easily exchanged with two 1/4" machine bolts. The preferred rake of many landscapers and nurserymen.



### DURA RAKES AND BROOMS PRODUCT LISTING

Item Number	Product Name	Overall Length	Weight
37	Broom Handle (Unbreakable)	55"	2 lbs
37A	Broom Handle Hardware	NA	NA
38	Broom - Poly Bristle Complete	63"	3.75 lbs
39	Broom - Bass Bristle Complete	63"	4.5 lbs
40	Broom Head Only - Poly	16"	1.75 lbs
41	Broom Head Only - Bass	16"	2.5 lbs
50	Dura Rake 8" Complete	64.5"	2.5 lbs
51	Dura Rake 12" Complete	64.5"	2.75 lbs
52	Dura Rake 18" Complete	64.5"	3.0 lbs
53	Dura Rake 24" Complete	64.5"	3.75 lbs
54	Dura Rake 30" Complete	64.5"	4.25 lbs
55	Dura Rake Handle Only	64"	2.0 lbs
56	18" Replacement Head Only	18"	1.0 lbs
57	24" Replacement Head Only	24"	1.75 lbs
58	30" Replacement Head Only	30"	2.25 lbs
58H	Dura Rake Hardware	NA	NA
52S	18" Sod Rake/Puller Complete	64.5"	3.0 lbs
53S	24" Sod Rake/Puller Complete	64.5"	3.25 lbs
56SR	18" Sod Replacement Head Only	18"	1.0 lbs
57SR	24" Sod Replacement Head Only	24"	1.25 lbs



# NURSERY/LANDSCAPING TOOLS



10" x 10" Tamper  
Item#: 24

8" x 8" Tamper  
Item#: 23



2" x 4"  
Mini Tamper  
Item#: 23B  
(Item#: 23A  
4" X 4"  
also avail.)



Wood Handle Hoe  
6-1/2" Blade  
Item#: 26A



Wood Handle Hoe  
9" Blade  
Item#: 27A



Steel Handle Hoe  
6-1/2" Blade  
Item#: 26  
(also avail. in 9")



Grub Hoe 8"  
Item#: 25



Grub Hoe 5"  
Item#: 25A

## GROUND SHARKS

Tools with serrated edge to dig through the toughest roots and soil.



Detail view of  
serrated edge



LH Model 38  
Item#: 36B



Model 38  
Item#: 36A



Relic Hunter  
Item#: 36C



40"  
Item#: 36



36"  
Item#: 35



28"  
Item#: 33



Lesche™ Digging Tool  
& Sod Cutter  
with sheath  
Item#: 48

Model 76  
Digging Tool & Sod cutter  
(Hollow Handle)  
Item#: 49



Stake Driver  
Item#: 22



Mini Cap Driver  
Item#: 22A



Sampson Ball Handle  
Item#: 31



Sampson T Handle  
Item#: 32

# NURSERY/LANDSCAPING TOOLS




Heavy Weight Mini Pick  
Item#: 17



Feather Weight Mini Pick  
Item#: 17A



Tree Ball Carrier  
Item#: 18



Mulch Claw – 14"  
Item#: 20C



Brush Hook – 8"  
Item#: 20



Edging Tool, Round  
Item#: 19



Edging Tool, Square  
Item#: 19A



Root Cutter  
Item#: 44



Sod Lifter  
Item#: 47



Trench Scoop  
Item#: 43




T-Handle Twister  
Item#: 21B

Combi Twister (J)  
Item#: 21A



Pigtail Twister  
Item#: 21C

Detail view of  
Pigtail Twister



Detail view  
of Twister

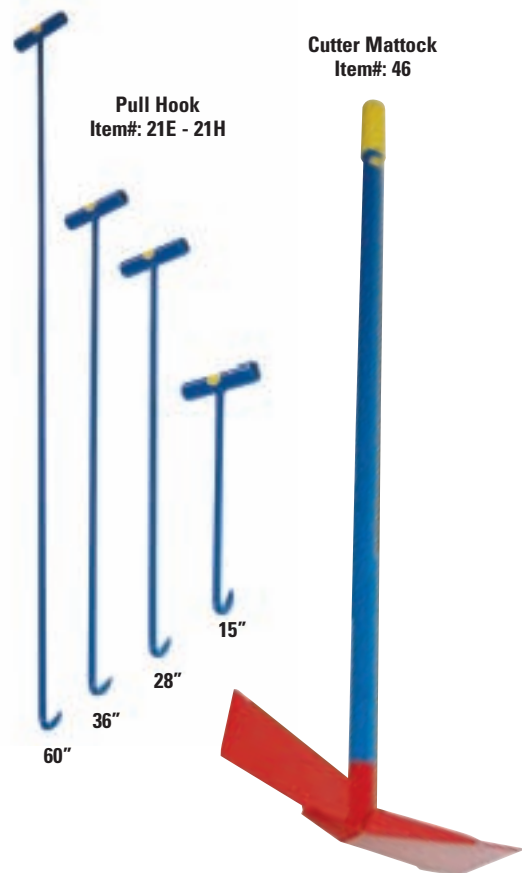


# NURSERY/LANDSCAPING TOOLS



Digging Fork  
Item#: 45

Mulch Fork  
Item#: 42  
(also avail. with 8 tines)



Pull Hook  
Item#: 21E - 21H

Cutter Mattock  
Item#: 46

Item #	Product Name	Overall Length	Weight
17	Heavyweight Mini Pick	16"	2.0 lbs
17A	Featherweight Mini Pick	14.75"	.75 lbs
18	Tree-Ball Carrier	44.5"	4.5 lbs
19	Edging Tool, Round	54"	5.0 lbs
19A	Edging Tool, Square	53.5"	4.0 lbs
20	Brush Hook 8"	64.5"	4.75 lbs
20A	Brush Hook Replacement Head	NA	2.75 lbs
20B	Brush Hook Handle	64"	2.0 lbs
20C	Mulch Claw	64"	6.0 lbs
21A	Combi Twister (J)	16"	2.0 lbs
21B	T-Handle Twister	16"	2.5 lbs
21C	Pigtail Twister	16"	2.0 lbs
21D	Combi Pigtail Twister	16"	2.5 lbs
21E	Pull Hook (15")	15"	1.0 lbs
21F	Pull Hook Long (28")	28"	1.5 lbs
21G	Pull Hook Long (36")	36"	2.0 lbs
21H	Pull Hook Long (60")	60"	3.5 lbs
22	Stake Driver	32"	22 lbs
22A	Mini Cap Driver	6"	5.5 lbs
23A	4" x 4" Tamper	49"	10.25 lbs
23B	2" x 4" Tamper	49"	8.0 lbs
23	8" x 8" Tamper	49"	13.25 lbs
24	10" x 10" Tamper	49"	17.0 lbs
25	Grub Hoe 8"	51"	4.5 lbs
25A	Grub Hoe 5"	51"	5.5 lbs
26	Steel Handle Hoe 6-1/2" Blade	58"	2.0 lbs
26A	Wood Handle Hoe 6-1/2" Blade	58"	1.75 lbs
26B	6-1/2" Blade Only	6-1/2"	NA
27	Steel Handle Hoe 9" Blade	58"	2.25 lbs
27A	Wood Handle Hoe 9" Blade	58"	2.0 lbs
27B	9" Blade Only	9"	NA
28	Steel Handle Only	58"	2.0 lbs
33	Ground Shark 28" T-Handle	28"	2.5 lbs
35	Ground Shark 36" T-Handle	36"	2.75 lbs
36	Ground Shark 40" T-Handle	40"	3.0 lbs
36A	Ground Shark D-Handle Model 38	38"	4.0 lbs
36B	Ground Shark Model 38 LH	61.7"	4.5 lbs
36D	Ground Shark 31" Relic Hunter	31"	3.0 lbs
42	Mulch Fork (8 or 10 Tine)	53.5"	8.25 lbs
43	Trench Scoop	61.7"	4.5 lbs
44	Root Cutter	73"	15.5 lbs
44A	Root Cutter Blade Only	12"	5.5 lbs
44B	Root Cutter Handle Only	61"	10.0 lbs
45	Digging Fork	42"	5.5 lbs
46	Cutter Mattock	48.75"	9.0 lbs
47	Sod Lifter 29" Lift	63.25"	5.75 lbs
48	Digging Tool	12"	1.1 lbs
49	Digging Tool Hollow Handle	12"	1.2 lbs
31	Sampson Ball Handle	31"	1.5 lbs
32	Sampson T Handle	31"	1.75 lbs



# CARTS AND TRACKING TRAILERS



**236 Heavy Duty Ball Cart**  
Item#: 71  
(also avail. with 4 wheels)

**Capacity of  
2,000 lbs!**



**230 Ball Cart**  
Item#: 68



**230F Ball Cart**  
Item#: 69



**Tracking Trailer**  
various sizes

Available Options: • Parking Brake  
• Upper Deck

## Tree Cart Comparison Chart

Item#	Model	Ball Size	Frame Width	Overall Width	Axle Dia.	Tire Size	Weight Cap.
66	224	24"	25"	29"	1"	480/400x8	800 lbs
67	224F	24"	25"	29"	1"	16x6.5x8	800 lbs
68	230	36"	30"	38"	1"	480/400x8	800 lbs
69	230F	36"	30"	42"	1"	16x6.5x8	1,000 lbs
71	236-3	48"	NA	45"	1"	16x6.5x8	2,000 lbs
71A	236-4	48"	NA	45"	1"	16x6.5x8	2,000 lbs



**224F Ball Cart**  
Item#: 67

**MORE GREAT PRODUCTS ON NEXT PAGE** 

# CARTS AND TRACKING TRAILERS



Self Service Cart A  
Item#: 81



Self Service Cart B  
Item#: 82



Go-For-Cart  
Item#: 78



U-Stakes  
Item#: XX



Sign Stakes  
Item#: 107



Plain Stake Cards  
Item#: 107C




Printed Stake Cards  
Item#: 107D

(Print subject to change)



Tracking Trailer

**Custom Sizes Available!**



501 Flat Deck Cart  
Item#: 72

Upper decks available for:  
501 cart, Go-For-Cart and Tracking Trailers

# CARTS AND TRACKING TRAILERS

## CARTS AND TRACKING TRAILERS PRODUCT LISTING

Item Number	Product Name	Overall Length	Weight
66	224 Ball Cart	6.5'	75 lbs
67	224F Ball Cart	6.5'	95 lbs
67T	224 Ball Cart Tray (fits both 224)	NA	18 lbs
68	230 Ball Cart	7'	85 lbs
69	230F Ball Cart	7'	100 lbs
69T	230 Ball Cart Tray (fits both 230)	NA	20 lbs
70	Karryall Ball Cart		85 lbs
71	236 Heavy Duty Ball Cart (3 wheels)	7.5'	215 lbs
71A	236 Heavy Duty Ball Cart (4 wheels)	7.5'	250 lbs
72	501 Flat Deck Cart	28" x 60"	90 lbs
73	502 Flat Deck Cart with upper deck	28" x 60"	132 lbs
74	502 Upper Deck Only	27" x 59-1/2"	42 lbs
78	Go-For-Cart	27" x 60"	115 lbs
79	Go-For-Cart Removable Optional Deck	27" x 59-1/2"	42 lbs
81	Self Service Model Cart A - 600 lb capacity	28" x 48"	93 lbs
82	Self Service Model Cart B - 600 lb capacity	24" x 36"	74 lbs
83	Model A & B Self Service Cart wheel 4.10/3.50-4	5/8" Axle	
84	Caster Swivel Assembly for Go-For-Cart wheel 4.10/3.50-4	NA	
84G	Standard Rear Tire for Go-For-Cart 4.80/4.00-8	3/4" Axle	
85T	Model 236-3 & 236-4 Ball Cart 5.70-8 1-1/4 Roller Bearing	NA	
85S	Standard Tire for 224 & 230 Ball Cart 4.80/4.00-8	1" Axle	
85F	Flotation Tire for 224 & 230 Ball Cart 16/6.50-8	1" Axle	
85K	Karryall Dolly Tire 4.10/3.50-4	3/4" Axle	
85T	Tracking Trailer Wheels 18.5/8.5-8		
86	4' x 6' Tracking Trailer Deck	NA	
87	4' x 8' Tracking Trailer Deck	NA	
88	4' x 10' Tracking Trailer Deck	NA	
89	4' x 12' Tracking Trailer Deck	NA	
90	5' x 8' Tracking Trailer Deck	NA	
91	5' x 10' Tracking Trailer Deck	NA	
92	5' x 12' Tracking Trailer Deck	NA	
93	6' x 12' Tracking Trailer Deck	NA	
98	Optional parking brake for Tracking Trailer	NA	
99	Optional Tracking Trailer upper deck	NA	
<b>Custom Tracking Trailer Sizes Available - Please call for more information</b>			
100	Pipe Bow Bender Model 102		12 lbs
107	36" Galvanized Sign Stakes	36"	
107A	Bundle of 25 Sign Stakes	NA	10 lbs
107B	Boxed Bundle of 25 Sign Stakes	NA	10 lbs
107C	5" x 7" Plain Card Only	NA	
107D	5" x 7" Printed Card Only	NA	



# MANUFACTURING COMPANY, INC.

**W.W. Manufacturing Company, Inc.**

60 Rosenhayn Avenue • Bridgeton, NJ 08302

1-800-452-5547 Toll Free

(856) 451-5700 Local

(856) 451-4985 FAX

To locate a dealer nearest you, visit our website at:

**[www.wwmfg.com](http://www.wwmfg.com)**

Proudly distributed by:

